

Welcome to Dover Youth Lacrosse!



www.doverlax.com

About Dover Youth Lacrosse

Dover Youth Lacrosse provides an athletic opportunity for boys and girls of the greater Dover community, which promises to encourage and support the core principles of honesty, respect, and integrity by utilizing the sport of lacrosse to strengthen 'ROOTS' both on and off the field.

R.O.O.T.S. - Refuse to bend the rules to win. A worthy opponent is a gift that brings out our best. Show respect even when we disagree with the officials. Never do anything to embarrass our team or our club. Live up to own standards, even when others do not.

Dover Youth Lacrosse fielded its first teams in 2011, and played a crucial role in successfully implementing a varsity lacrosse program at Dover High School in 2016. Part of the mission of Dover Youth Lacrosse continues to be building a robust program which teaches the principles of the sport and prepares boys and girls for a successful high school lacrosse career in the Dover High School varsity program.

Teams

DYL fields both girls' and boys' teams:

Girls		Boys	
<u>Team</u>	<u>Age</u>	<u>Team</u>	<u>Birthdate</u>
K-4	K-4 th Grades	U8	9/1/2010 – 8/31/2013
5-6	5 th & 6 th Grades	U10	9/1/2008 – 8/31/2010
7-8	7 th & 8 th Grades	U12	9/1/2006 – 8/31/2008
		U14	9/1/2004 – 8/31/2006

Season

DYL season typically runs from February through mid-May

Practices

Optional open gym sessions will be offered mid to late January – typically at Weigelstown Elementary or the Dover Community Center

Indoor practices / conditioning begins early to mid-February – typically at Weigelstown Elementary or the Dover Community Center

Outdoor practices begin as early as weather permits – Ketterman Park or Tri-Town

Games

Girls - Games begin mid-March and are normally held on Sundays through mid-May; all team registration costs include fees for participating in a tournament

Boys – Games begin late March and are held Saturdays and Sundays through mid-May; there is a mixture of home and away games – home games are held at Ketterman Park; all teams generally play at the same field on the same day; the U10, U12 and U14 team registration costs include fees for participating in a tournament

Cost

DYL strives to keep costs to a minimum. The fees for 2019 Registration include the player's US Lacrosse Membership and are as follows:

Girls		Boys	
<u>Team</u>	<u>Cost</u>	<u>Team</u>	<u>Cost</u>
K-4	\$125	U8	\$100
5-6	\$150	U10	\$150
7-8	\$150	U12	\$150
		U14	\$150

A \$50 deposit is due at the time of registration, with the remaining balance due prior to the player receiving his or her uniform in mid-March. Payment plans can be arranged if necessary.

About Dover Youth Lacrosse (con't.)

Equipment Required

Girls – lacrosse stick, goggles, mouth guard, cleats

Boys – helmet, mouth guard, shoulder pads*, elbow pads*, gloves*, athletic cup, cleats, lacrosse stick

* Packages including shoulder pads, elbow pads and gloves can often be purchased at a discounted rate

How to Register

Registration will officially open on September 15th for the Spring 2019 season. You can register your child online at www.doverlax.com – click on the Registration link at the top of the page and follow the instructions included in this packet.

A \$50 deposit is due at the time of registration, which can be paid online (a processing fee does apply), cash, or check payable to Dover Youth Lacrosse. Fundraiser credits that have already been earned can be used to pay the \$50 deposit. Any outstanding balance will be due prior to the player receiving his or her uniform in mid-March. Payment plans can be arranged by contacting the DYL Treasurer.

Fundraising Opportunities

DYL offers several fundraising opportunities to help offset the cost of registration:

Mum Sale – generally held in August; players receive \$2 credit toward registration per mum sold

Sandwich Sale – generally held at the beginning of the season; players receive \$1 credit toward registration per sandwich sold

Scrip Gift Cards* – available year-round; players receive 100% credit toward registration

* Instructions for setting up your family account are included in this packet

In addition to the above fundraising opportunities, DYL holds two additional fundraisers to offset club costs:

Purse Bingo – will be held after the games end for the 2019 season

Vendor Show – generally held in November

How can you get involved?

The saying “it takes a village” applies when it comes to making the club run smoothly. From coaches, assistant coaches and team parents to Executive Board members and Director positions, DYL is always looking for volunteers.

If you are interested in volunteering as either a head coach or an assistant coach, please speak to either the Girls or Boys Athletic Director.

Executive Board members and Directors are voted into office annually in June. If you are interested in one of these positions, please contact any member of the Executive Board.

If you are interested in becoming the team parent, or volunteering for other game-day needs (field set-up & tear-down, etc.), please see your child’s coach for more information.

The Purse Bingo and Vendor Show events always require lots of volunteers. DYL needs the help of as many parents and players as possible during these events to make them successful. Sign-up sheets are circulated to donate either your time helping on the day of the event or food items to sell at the snack bar – or both!

DYL opens a concession stand during all home games. We believe every parent should have the opportunity to watch their child play, and no one is expected to volunteer in the concession stand during their child’s game. Players must be at the field one hour prior to the start of their game, so parents can volunteer in the concession stand during this hour, and then enjoy watching your child play once the game starts.

Contact Information

Executive Board Members

President: Bob Boyer elcprez@gmail.com 717-659-8303	Girls Athletic Director: Cliff Harris elcadgirls@gmail.com 717-585-9560
Vice President: Brian Davis elcyp2013@gmail.com 717-586-0852	Boys Athletic Director: Matt Henze elcadboys@gmail.com 717-578-5942
Secretary: Travis Hoover Elcsecretary2013@gmail.com 717-873-4552	Buildings & Grounds: Tommy Slusser elcgrounds@gmail.com 717-465-2405
Treasurer: Crystal Wilcox Elctreasurer2013@gmail.com 717-805-0605	

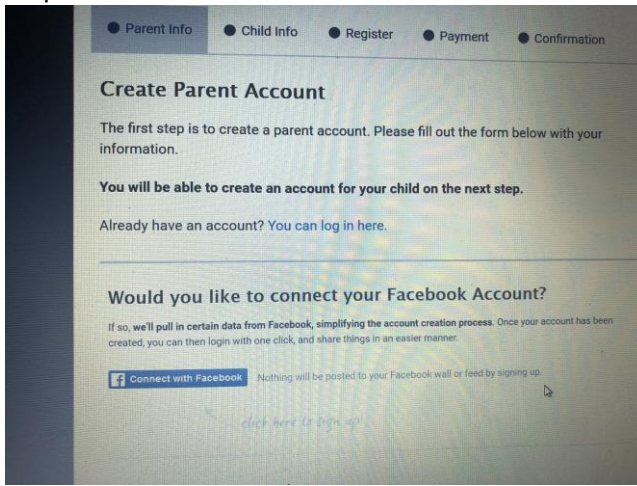
Directorships

By-Laws: Vacant	Concessions: Jen Livengood
Equipment & Uniforms: Crystal Tuley	Membership & Insurance: Melissa DeHass
Fundraising: Becky Boyer & Denise Packer doveryouthlacrosse@gmail.com	Website & Social Media: Dean Packer elcwebmaster13@gmail.com
Apparel/Pictures: Kristen Ziegler	

Registration Process

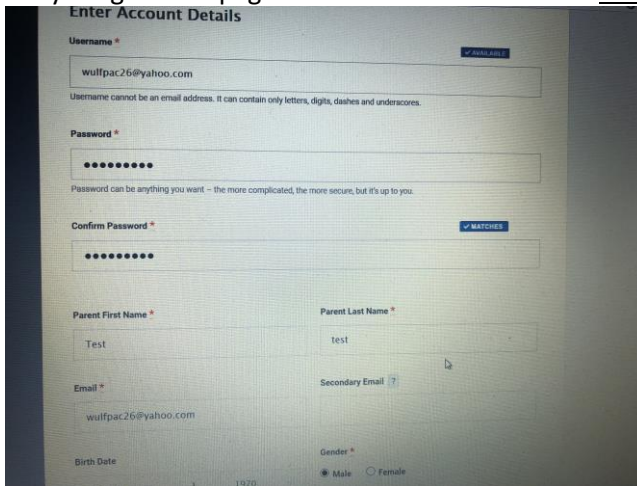
Registering a NEW Player

1. Create parent account



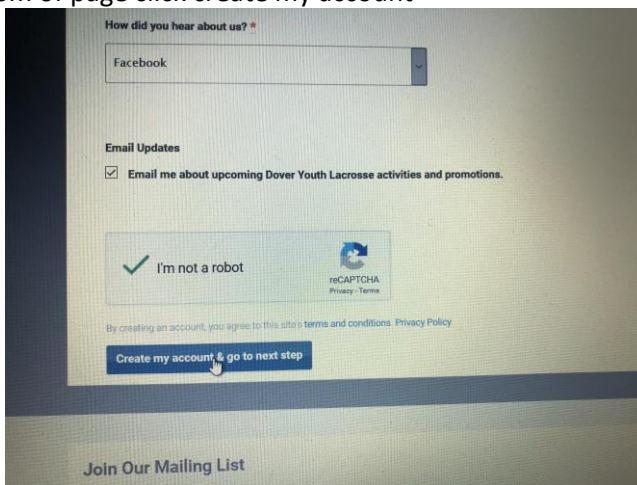
The screenshot shows the 'Create Parent Account' page. At the top, there are five tabs: 'Parent Info', 'Child Info', 'Register', 'Payment', and 'Confirmation'. The 'Parent Info' tab is selected. The main heading is 'Create Parent Account'. Below it, a paragraph states: 'The first step is to create a parent account. Please fill out the form below with your information.' Another paragraph says: 'You will be able to create an account for your child on the next step.' A link is provided: 'Already have an account? You can log in here.' Below this is a section titled 'Would you like to connect your Facebook Account?'. It explains that connecting Facebook simplifies the process. A blue button labeled 'Connect with Facebook' is present, with a note: 'Nothing will be posted to your Facebook wall or feed by signing up.' A faint handwritten note 'click here to sign up' is visible below the button.

Fill out everything on this page with an asterisk next to it. Your Username can not be your email.



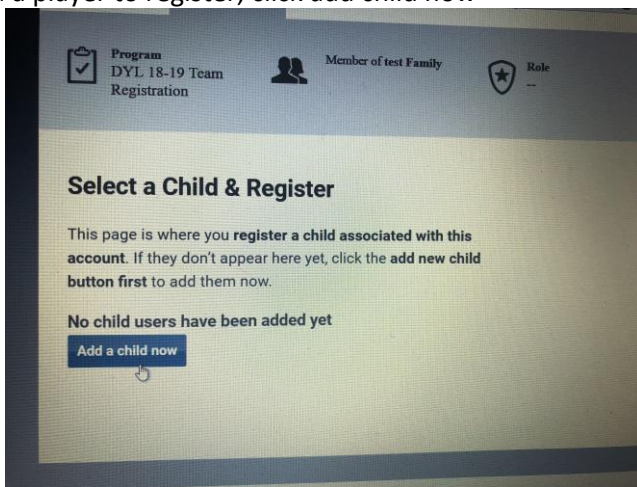
The screenshot shows the 'Enter Account Details' page. It contains several form fields with asterisks indicating required information. The 'Username' field contains 'wulfpac26@yahoo.com' and has a '✓ AVAILABLE' status. A note below states: 'Username cannot be an email address. It can contain only letters, digits, dashes and underscores.' The 'Password' field is masked with dots. A note below states: 'Password can be anything you want - the more complicated, the more secure, but it's up to you.' The 'Confirm Password' field also contains masked text and has a '✓ MATCHES' status. Below these are fields for 'Parent First Name' (containing 'Test') and 'Parent Last Name' (containing 'test'). There are also fields for 'Email' (containing 'wulfpac26@yahoo.com') and 'Secondary Email' (with a question mark icon). At the bottom, there are fields for 'Birth Date' and 'Gender' (with radio buttons for 'Male' and 'Female').

At bottom of page click create my account

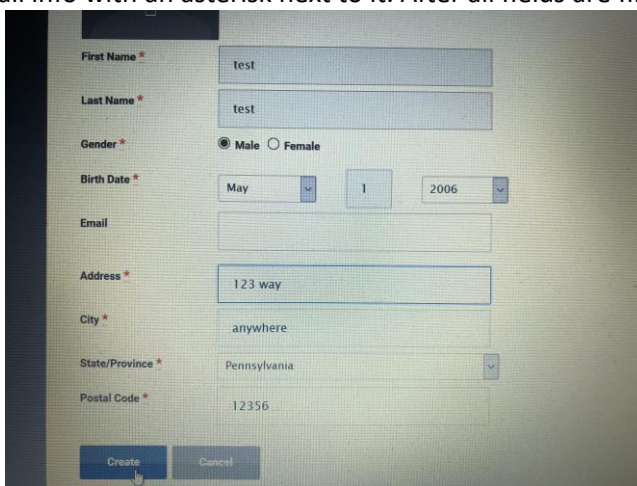


The screenshot shows the bottom of the registration page. It includes a dropdown menu for 'How did you hear about us?' with 'Facebook' selected. Below this is a section for 'Email Updates' with a checked box for 'Email me about upcoming Dover Youth Lacrosse activities and promotions.' There is a reCAPTCHA widget with a green checkmark and the text 'I'm not a robot'. Below the reCAPTCHA is a link to 'Privacy Policy'. At the bottom, there is a blue button labeled 'Create my account & go to next step'. A mouse cursor is pointing at this button. At the very bottom, there is a link to 'Join Our Mailing List'.

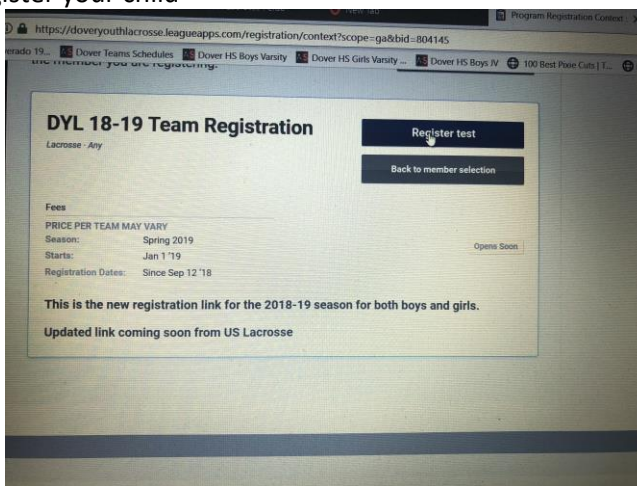
2. Add a player to register; click add child now



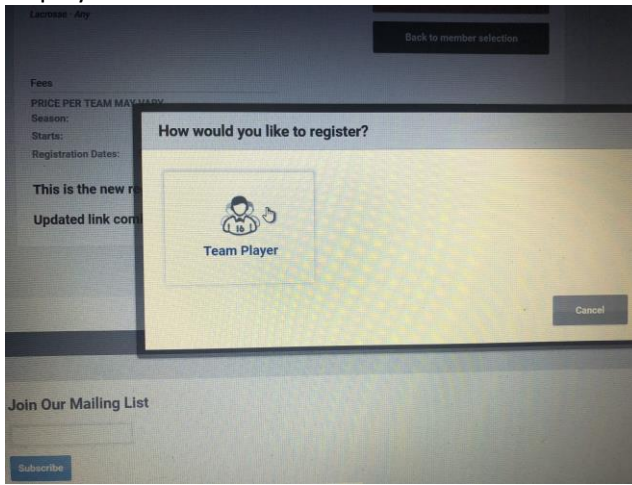
Fill out all info with an asterisk next to it. After all fields are filled out, scroll down and click create.



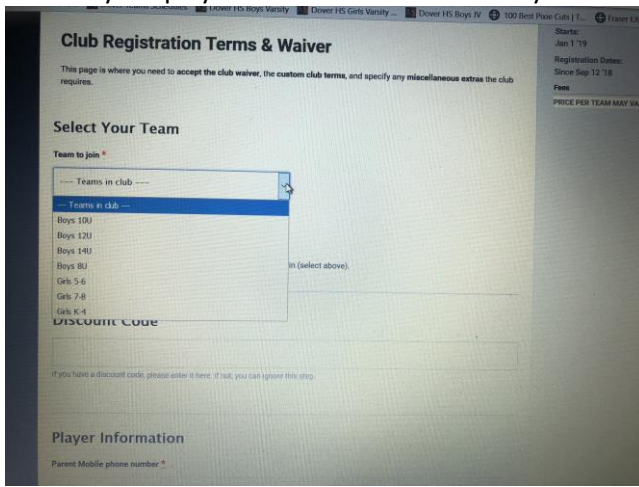
3. Register your child



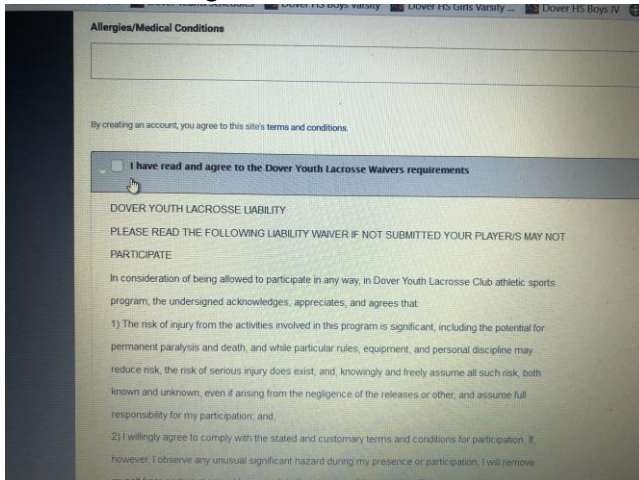
Click team player



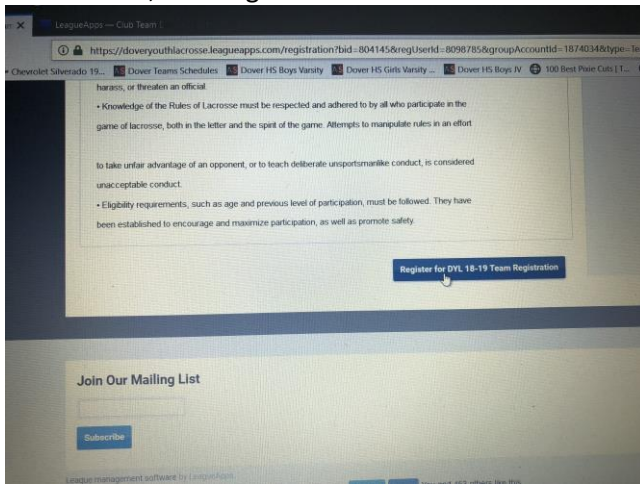
Select the team your player will be on and fill out any field with an asterisk next to it



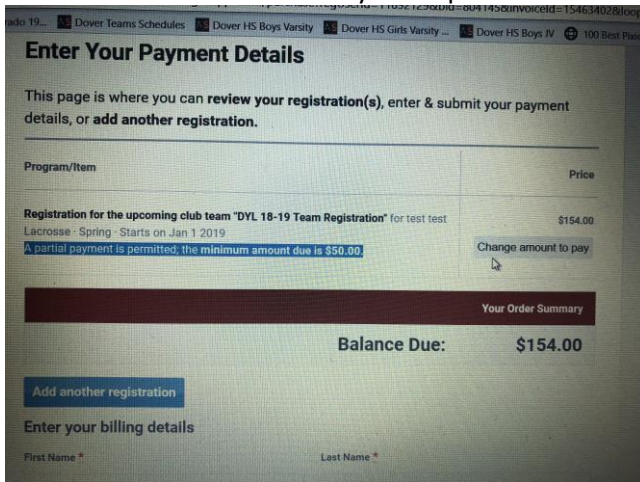
Select the check box to agree to the Dover Youth Lacrosse & US Lacrosse waivers.



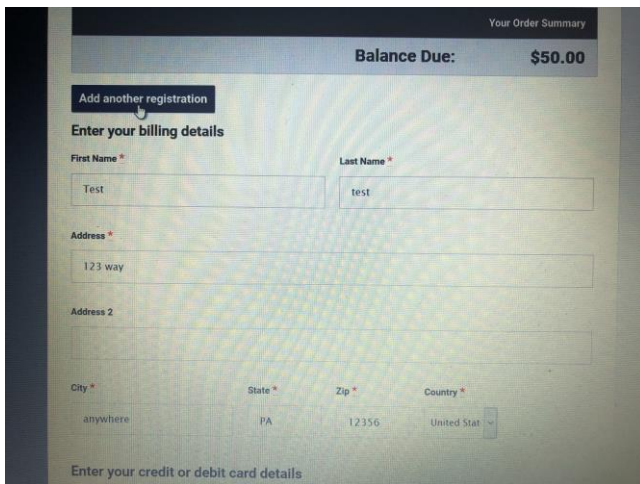
Scroll to the bottom, click register



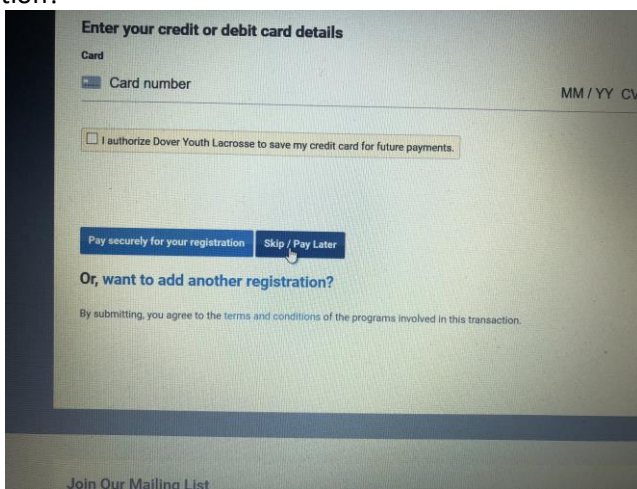
4. Enter payment details – By default, the total amount due plus a \$4 credit card processing fee is what shows as the amount to pay. Unless you want to pay the full registration cost up front, click “Change amount to pay”; another box will pop up where you can change the amount to \$50. Fundraiser credits can be used to cover the \$50 minimum deposit. Contact the DYL Treasurer (Crystal Wilcox) at elctreasurer2013@gmail.com if you wish to use fundraiser credits for your deposit.



Enter your billing details in the fields with an asterisk. You can add another player by clicking “Add another registration”



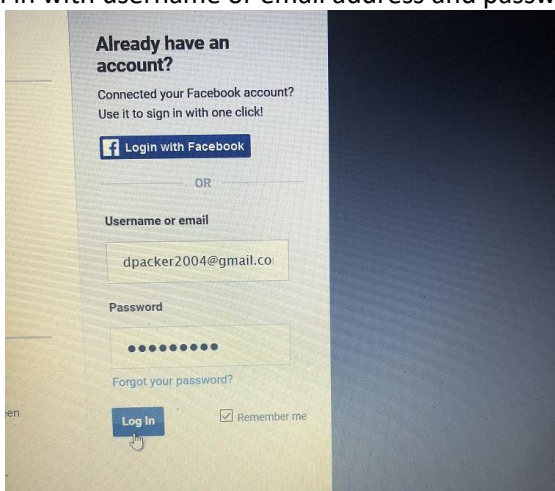
Choose your payment method: Credit Card, PayPal or choose to pay by check by clicking “Skip, Pay Later”. If you have another player to register, here is also where you can add another player by clicking “want to add another registration?”



The screenshot shows a web form titled "Enter your credit or debit card details". It includes a "Card" section with a "Card number" input field and a "MM / YY CV" label. Below this is a checkbox labeled "I authorize Dover Youth Lacrosse to save my credit card for future payments." There are two buttons: "Pay securely for your registration" and "Skip / Pay Later". Below the buttons is the text "Or, want to add another registration?" and a smaller line of text: "By submitting, you agree to the terms and conditions of the programs involved in this transaction." At the bottom left, there is a link "Join Our Mailing List".

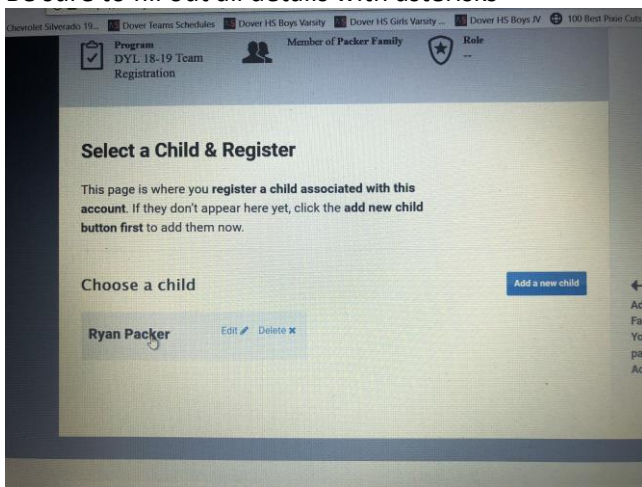
Registering a RETURNING Player

1. Sign in with username or email address and password



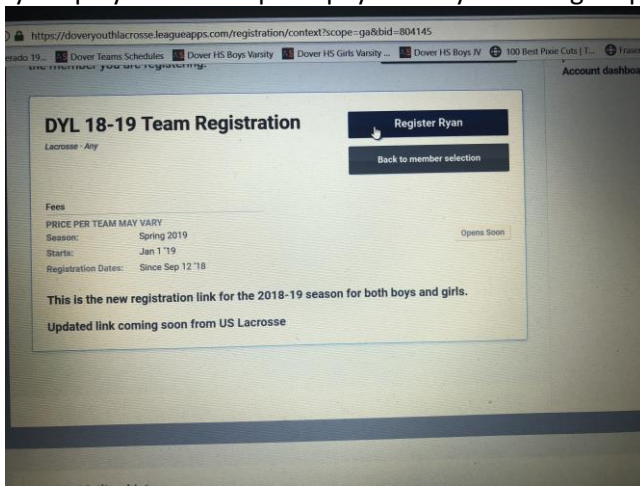
The screenshot shows a login screen with the heading "Already have an account?". It includes a link "Connected your Facebook account? Use it to sign in with one click!" and a "Login with Facebook" button. Below this is an "OR" separator. There are input fields for "Username or email" (containing "dpacker2004@gmail.co") and "Password" (masked with dots). There is a "Forgot your password?" link and a "Remember me" checkbox. A "Log In" button is at the bottom left.

Your player should already be on your account. If not, click add child and walk through adding your player (Step 2 above). Be sure to fill out all details with asterisks



The screenshot shows a web page titled "Select a Child & Register". It includes a navigation bar with links: "Program", "DYL 18-19 Team Registration", "Member of Packer Family", and "Role". The main content area has a heading "Select a Child & Register" and a paragraph: "This page is where you register a child associated with this account. If they don't appear here yet, click the add new child button first to add them now." Below this is a section "Choose a child" with a table showing a child named "Ryan Packer" with "Edit" and "Delete" buttons. There is an "Add a new child" button on the right.

Register your player and complete payment by following Step 3 and Step 4 above.



If ANY questions or problems with the registration process email elcwebmaster13@gmail.com – Dean Packer

Scrip Gift Card program

What is Scrip?

Scrip is Fundraising While You Shop. This amazingly successful fundraising program has worked for thousands of sports teams, athletic booster clubs and other non-profits! Scrip turns everyday shopping into cash for your team or booster club when families use retail gift cards to pay for everyday purchases (like gas and groceries) instead of the usual credit/debit card or cash.

The Basics of a Scrip Program

- You buy retail gift cards through your scrip program at face value.
- You choose from nearly 400 national retail stores where you already shop.
- The club buys the gift cards at 1-13% less than face value (varies by retailer).
- The difference between face value and what you pay = earnings and is given directly to your player.
- Fundraising for your lacrosse fees has begun!

Here's an Example:

On average, the Smith family spends \$500 on groceries and \$200 on gas per month. Rather than using her credit or debit card in the checkout line or at the pump, Mrs. Smith purchases an equivalent amount of gift cards through her child's Dover Youth Lacrosse Club Scrip Fundraiser program. On average, a 5% rebate is earned, and DYL is giving you 100% of this to offset your child's registration costs!

How it works:

We will only be processing orders online through Scrip, and only for ScripNow e-gift cards. **No physical gift cards will be shipped to you.** Please create your own account, and set up presto pay to complete payment for your order.

How to get started:

1. Go to <https://www.shopwithscrip.com/>
2. Click Sign in
3. Click Get started
4. It will have 2 options (Join a Scrip program or Start your own). Click Join a Scrip Program
5. Enter the Dover Youth Lacrosse Club enrollment code: **CEC75L5255735**
6. You will be prompted to set up an account. User Name, Password, info etc.
7. **PLEASE enter your players name(s) in the Student Name field.**
8. Leave the Classroom/Group field blank.
9. **DON'T FORGET to set up PrestoPay on your account to pay for your orders and follow their instructions** (The link to PrestoPay can be found on the left-hand side by clicking on Family Functions)

Here is a link to the User Guide to help answer any questions:

https://shop.shopwithscrip.com/N2Upload/promo_tools/user_guides/sws_family_user_guide.pdf

Please contact Crystal Wilcox at elctreasurer2013@gmail.com or 717-805-0605 with any additional questions.